

# Jesus Appears to Disciples

WONDERING • EASTER 3 • YEAR B

LUKE 24:36b-48

PreK-  
K



## What is happening in this story?

This is one story of Jesus' post-resurrection appearances to the disciples. They are confused and afraid—they think Jesus is a ghost! Jesus patiently shows them proof that he is in fact real, and convinces them that he has been raised from the dead. He then sends them on a mission to proclaim the message of repentance and forgiveness.

## Why does this story matter for kids?

The disciples had lots of questions and did lots of wondering about Jesus' resurrection. Could it really be him? They had seen him die a terrible death, and now here he was, standing there before them. Jesus patiently gave them different "proofs" of his alive, resurrected self. Many of us still have questions and still wonder about things we hear in church or read in the Bible. Just like Jesus was patient with the disciples, he is patient with us as we wonder and search for the truth.

## What is the lectionary connection?

We celebrate the Resurrection on Easter Sunday, but we get to hear the stories again and again to let them soak in. This text sets a bigger context for Easter and reminds us of the longer story in which we live.

## AGE LEVEL TIP

Preschoolers are good at wondering. They are filled with wonder at Jesus' stories. Enjoy wondering with the kids about lots of things, today and every day. Wondering is a gift from God.



### GENERAL SUPPLIES

- Scissors
- Glue sticks
- Crayons

### LESSON SUPPLIES

- Plastic Easter egg
- Stone
- Music player and praise music
- Grocery store food ads

WHIRL SUPPLIES

• WHIRL STORY BIBLES

• DVD

• FLOOR MAT

• LEAFLETS

## Do some kids arrive early? Try this.

Let kids hide and hunt for the plastic egg.

**Easter is not just one day. We celebrate Easter for a whole season. We can celebrate Easter every day!**

## Invite kids to sit around the Floor Mat.

Point out the season (Easter), color (yellow), and icon (butterfly). Put the stone on the mat in the Easter section. Invite kids to take turns moving the stone.

**On Easter, the stone was moved away from Jesus' tomb. Let's say together, "Jesus is risen! He is alive!"**

Pass the plastic egg around the circle. **The empty egg reminds us of the empty tomb. Jesus is alive! When it's your turn to open the egg, say in a quiet voice, "Jesus is risen! He is alive!"**

## Pass out leaflets.

The leaflets show some containers. Let's wonder about what is inside the containers. Who has an idea to share? **We can make up stories to go with the containers. I'll start. I am going on vacation. I'm going to pack my suitcase with a swimsuit, a candy bar, and . . .** Encourage kids to wonder about the contents of the suitcase, basket, lunch bag, and piñata. **There are**

**so many things to wonder about. We wonder about the world. We wonder about God. Wondering is fun!** Collect their leaflets until Respond.



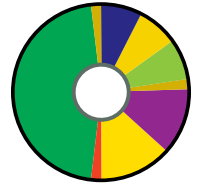
## Gather kids around the screen where you'll watch the video.

Today, the kids in the video wonder about Jesus and his resurrection. *Resurrection* is the word we use to describe when Jesus came back to life. The kids in the video don't understand everything that happened. Let's see what happens when they wonder together.

View Episode 9, "Fish 'n' Ambiguity," on the Whirl Year B Spring PreK–Grade 2 DVD.

Ask kids these questions about the video:

- **Why was Ada nervous at the beginning of the video?**
- **What did the kids wonder about Jesus?**
- **What do you wonder about Jesus?**
- **What are three things we do know about Jesus?**
- **What do you do when you wonder about God? Where do you go to ask questions?**



## Pass out Whirl Story Bibles to kids.

**Let's find our story today!** Help kids find "Not a Ghost" on page 418. Start by pointing out the graphic that shows the butterfly in the yellow circle for the Easter season. Before you read, invite kids to look for the disciples' surprised eyes.



Read the story and Ada and Otto's questions and comments on each page.

## Ask these questions after you read the story:

- How did the disciples feel when they saw Jesus?
- I wonder why the disciples thought Jesus might be a ghost.
- What did Jesus eat?
- What did Jesus tell the disciples?
- What are some ways we follow Jesus?

## Play together!

Jesus' rising and appearing to the disciples was such a happy thing. Songs for Easter are happy songs. I'll play some music, and you can do a happy Easter dance. When I stop the music, I'll say, "I wonder where Jesus is." You will shout, "Jesus is not dead! He is with us!" After you've played one round, have the kids dance again, this time like a surprised disciple. Play several rounds as time permits. Each time, give kids ideas of other ways to move to the music—jump, clap, spin, snap fingers, etc.

### BIBLE BIT

- In post-resurrection stories Jesus seems transformed.
- Followers don't always recognize him. In this story, Jesus shows that although he is different, he is not a ghost.

### WATCH IT AGAIN

- Let's watch the video again. This time raise your hand every time someone wonders about Jesus' resurrection.

### OUR CHURCH

- Help kids list some fun activities at your church.
- The kids in the video were having fun at the church fish fry. What things do you enjoy at church?

# RESPOND 10

## Pass out leaflets, scissors, crayons, glue sticks, and grocery store food ads.

Unfold and tear off leaflet square.

1. **What's on the leaflet? An empty plate! It says, "Welcome to dinner, Jesus!" Let's cut out pictures of food that we might serve to Jesus. Later, we'll glue them to the plate.**
2. Give kids time to cut out pictures from the ads. **What were the disciples eating when Jesus appeared? What would you serve to Jesus if he came to your house for dinner?**
3. Kids may use the glue sticks to attach the food to the plate. **Use the crayons if you want to decorate your plate or if you want to draw some food for Jesus.**
4. **The disciples were so surprised to see Jesus that they wondered if he was a ghost. They were very happy to see Jesus eat because then they knew that Jesus was not a ghost. He was Jesus, their friend. They were glad that he came back to spend time with them.**
5. Invite kids to tell about their plate collages.

# LAUNCH 10

## Circle up with kids for a quick review.

We've had fun wondering about Jesus today. The disciples wondered if Jesus was a ghost. We wonder about Jesus too. Even though we don't understand everything about Jesus, we know that he loves and cares for us always. **What else do you wonder about?** Take time to hear kids' responses.

## Pass out leaflet panels and crayons.

Jesus came back from the dead to be with all of us. He wants to be our friend. The leaflet says, "My friend Jesus is always with me." Draw yourself doing something fun with your friend Jesus.

## Send kids out.

Pass the empty egg around the circle. **This time say, "I wonder where Jesus is. He is not in the tomb. He is here with us!"**

Pray together: **Dear God, we praise you for sending Jesus to be our friend. We are happy that he rose from the dead. Alleluia! Amen.**

Thank kids for wondering about Jesus today. Remind them of the Family Square on the other side of the leaflet.